



US00D790396S

(12) **United States Design Patent**  
**Roberts**

(10) **Patent No.:** **US D790,396 S**

(45) **Date of Patent:** **\*\* Jun. 27, 2017**

(54) **FLAGSTICK REFLECTOR INSERT**

6,266,628 B1 7/2001 Huep et al.  
6,346,055 B1 2/2002 Rege  
D465,174 S 11/2002 Ursprung

(71) Applicant: **PRESTIGE FLAG MFG. CO., INC.**,  
San Diego, CA (US)

(Continued)

(72) Inventor: **Mike Roberts**, San Diego, CA (US)

**OTHER PUBLICATIONS**

(73) Assignee: **PRESTIGE FLAG MFG. CO., INC.**,  
San Diego, CA (US)

Internet World Wide Web Page, <http://www.laserlinkgolf.com>,  
printed Nov. 23, 2004.

(Continued)

(\*\*) Term: **15 Years**

*Primary Examiner* — Robin V Webster

*Assistant Examiner* — James Thorn, Sr.

(21) Appl. No.: **29/556,477**

(74) *Attorney, Agent, or Firm* — Sheppard Mullin Richter  
& Hampton LLP

(22) Filed: **Mar. 1, 2016**

(51) **LOC (10) Cl.** ..... **11-05**

(52) **U.S. Cl.**  
USPC ..... **D11/182**

(58) **Field of Classification Search**

USPC ..... D11/182, 162-172; 40/218; 116/173  
CPC ..... E04H 12/2269; B04H 12/32; G09F 17/00  
See application file for complete search history.

(57) **CLAIM**

I claim the ornamental design for a flagstick reflector insert,  
as shown and described.

**DESCRIPTION**

FIG. 1 is a first perspective view of a flagstick reflector insert  
embodying the new design.

FIG. 2 is a first side view of the flagstick reflector insert  
embodying the new design.

FIG. 3 is a second side view of the flagstick reflector insert  
embodying the new design.

FIG. 4 is a third side view of the flagstick reflector insert  
embodying the new design.

FIG. 5 is a fourth side view of the flagstick reflector insert  
embodying the new design.

FIG. 6 is a top view of the flagstick reflector insert embody-  
ing the new design.

FIG. 7 is a bottom view of the flagstick reflector insert  
embodying the new design; and,

FIG. 8 is the first perspective view of the flagstick reflector  
insert embodying the new design relative to a flagstick.

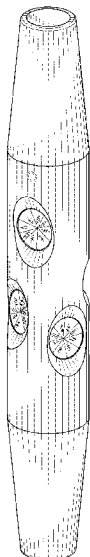
The broken lines shown in the drawings are included for the  
purpose of illustrating environmental structure and form no  
part of the claimed design.

(56) **References Cited**

**U.S. PATENT DOCUMENTS**

2,362,131	A	11/1944	Haggart, Jr.
D242,775	S	12/1976	Williams, Jr.
4,136,394	A	1/1979	Jones et al.
4,813,494	A	3/1989	Beard et al.
4,905,624	A	3/1990	Krolzick
5,301,435	A	4/1994	Buckley
5,311,271	A	5/1994	Hurt et al.
D371,084	S	6/1996	Ogawa
D379,436	S	5/1997	Palmer
5,723,840	A	3/1998	Bojic et al.
5,760,909	A	6/1998	Nichols
D397,047	S	8/1998	Plitman
5,841,392	A	11/1998	Kishimoto
6,062,985	A	5/2000	Rege
6,185,055	B1	2/2001	Feist
6,209,429	B1	4/2001	Urso et al.

**1 Claim, 4 Drawing Sheets**



(56)

**References Cited**

## U.S. PATENT DOCUMENTS

D477,787	S	7/2003	Plitman	
D526,930	S	8/2006	Plitman	
D536,637	S	2/2007	Plitman	
7,215,412	B2	5/2007	O'Loughlin et al.	
D546,243	S	7/2007	O'Loughlin et al.	
D549,131	S	8/2007	Plitman	
D550,120	S	9/2007	Plitman	
D564,405	S	3/2008	O'Loughlin et al.	
D578,057	S *	10/2008	Frenock .....	D11/182
D594,777	S *	6/2009	Oakley .....	D11/182
D600,754	S	9/2009	Flanagan et al.	
D640,165	S *	6/2011	Kleinschrod .....	D11/181
D662,442	S *	6/2012	Ettorre .....	D11/182
D710,746	S *	8/2014	Sandkuijl .....	D11/182
D771,522	S *	11/2016	Grenade .....	D11/182
2001/0019101	A1	9/2001	Ohtomo et al.	
2002/0093151	A1	7/2002	Monge	
2004/0031433	A1	2/2004	Cardarelli	
2004/0223139	A1	11/2004	Vogel	
2005/0272515	A1	12/2005	Hurley et al.	
2007/0171394	A1	7/2007	Steiner et al.	
2016/0284253	A1 *	9/2016	Williams, Jr. ....	G09F 17/00
2016/0369521	A1 *	12/2016	Eldridge .....	E04H 12/2269

## OTHER PUBLICATIONS

Internet World Wide Web Page, [http://www.mosquitocreekoutdoors.com/cgi-bin/SoftCart.exe/golf\\_gps.htm?E+scstore](http://www.mosquitocreekoutdoors.com/cgi-bin/SoftCart.exe/golf_gps.htm?E+scstore), printed Aug. 4, 2004.

Internet World Wide Web Page, <http://www.laserlinkgolf.com/smartyPressRelease.htm>, dated Jan. 12, 2005.

\* cited by examiner

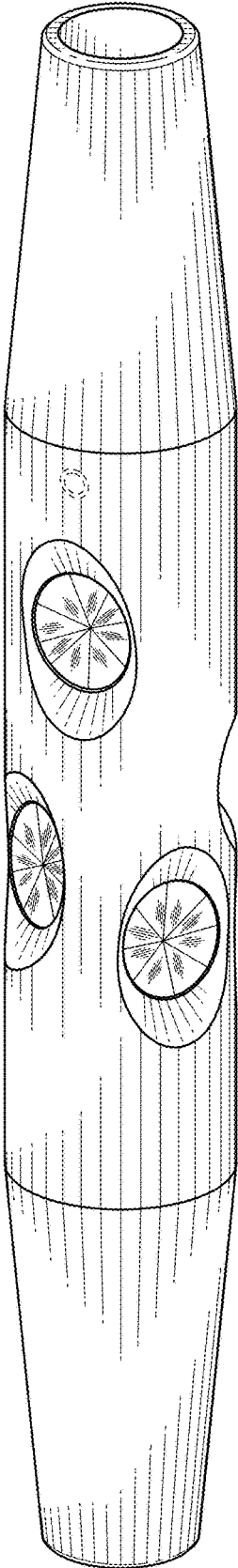


FIG. 1

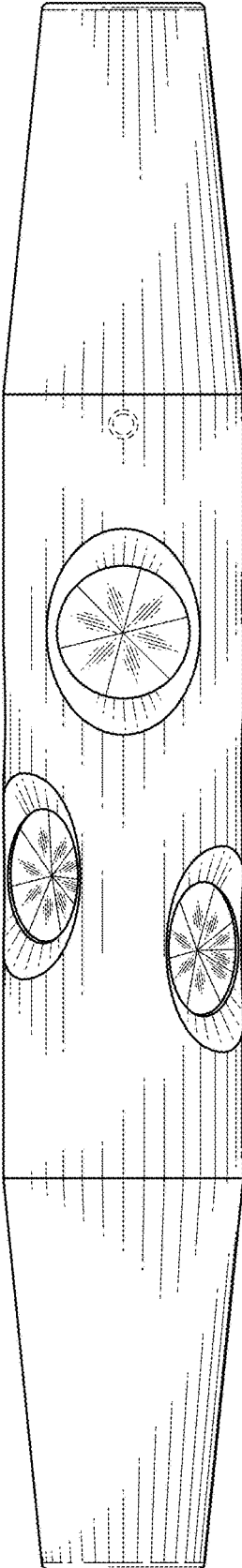


FIG. 2

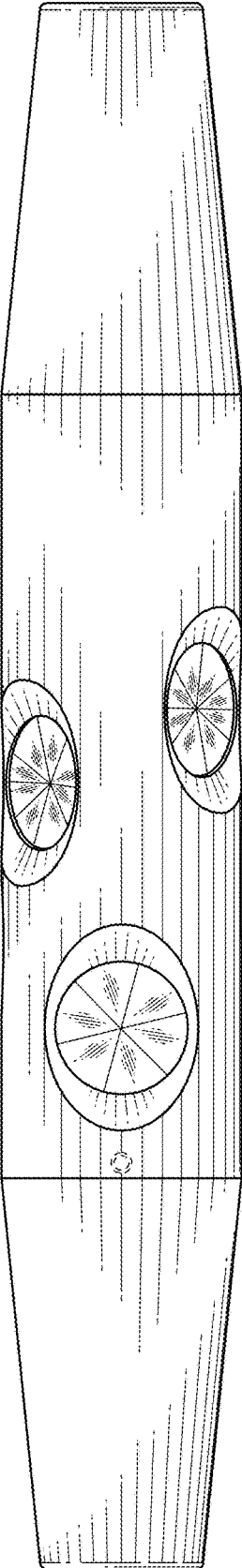


FIG. 3

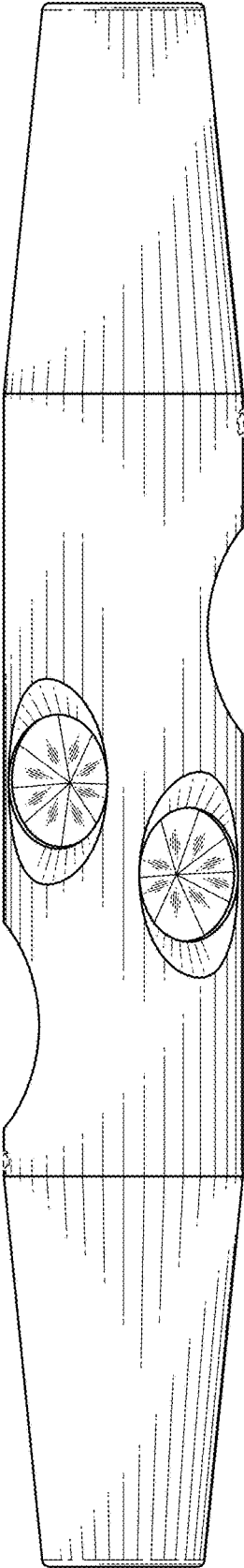


FIG. 4

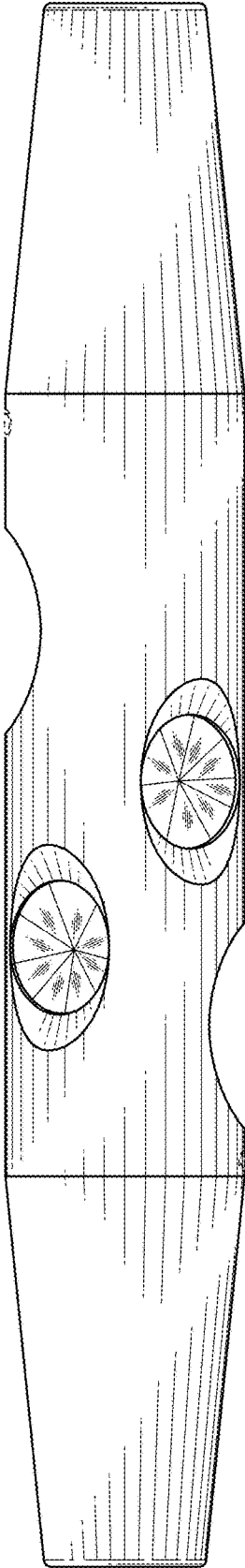


FIG. 5

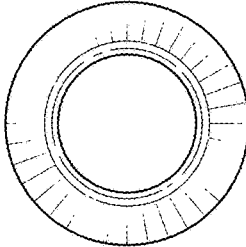


FIG. 6

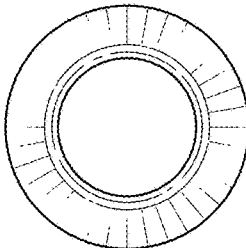


FIG. 7



FIG. 8